
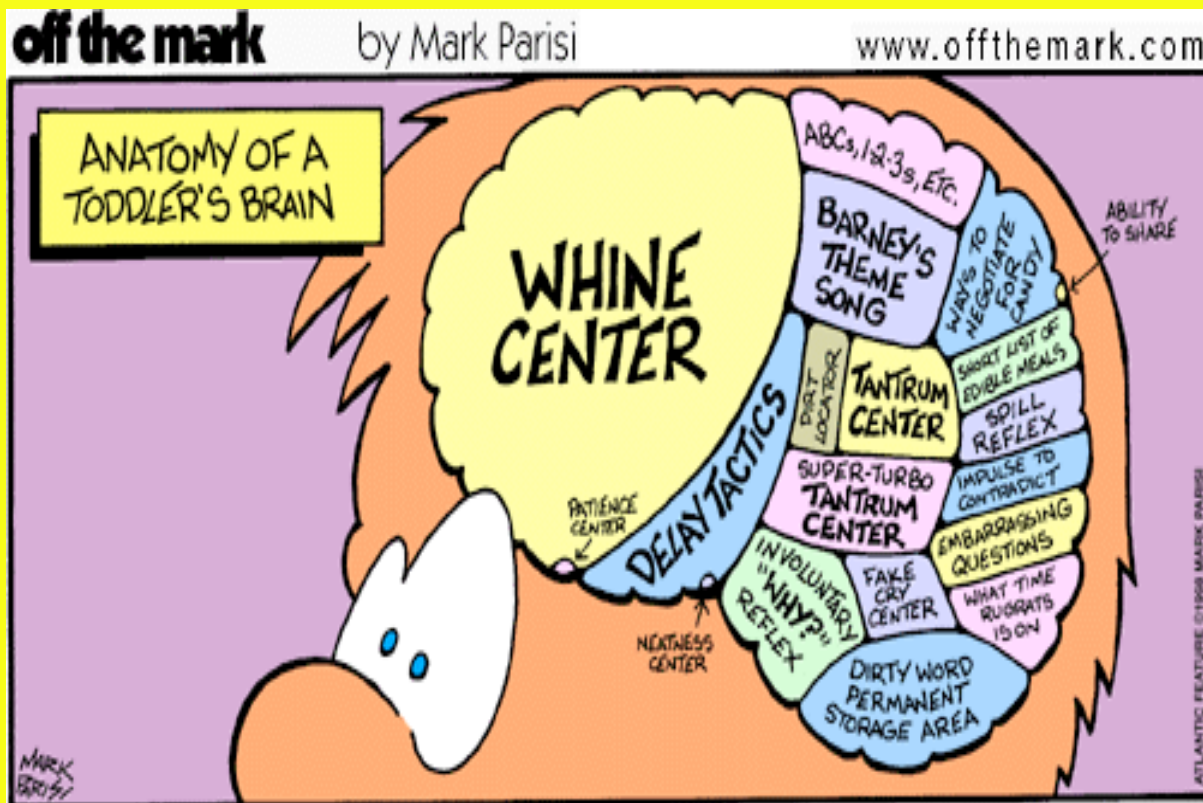


Stratecize...Personal Training for Teachers of ELLs

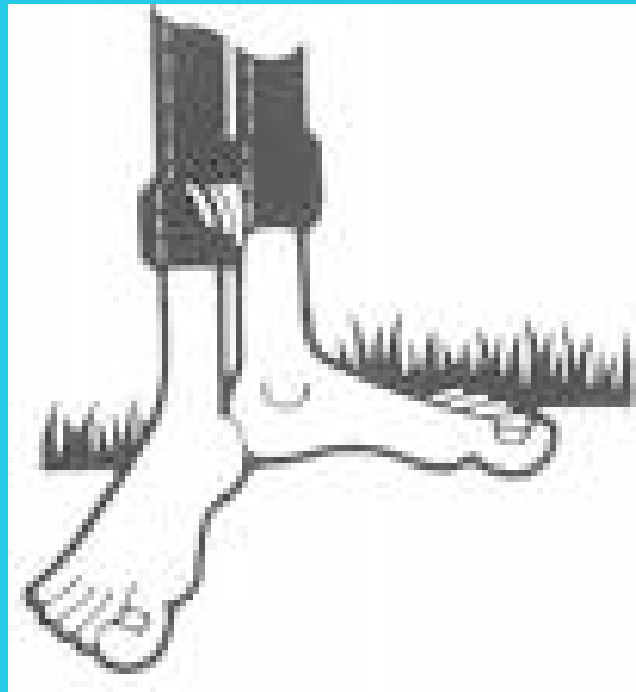


Personal Trainers: Miriam Acevedo, Lillian Cruz-Collins,
Arlene Miller, and Rosie Richard

When you STRATEGIZE...you ENERGIZE!



Warm-Up Exercise Get On Your Feet!



STRATECIZE!!

MARZANO'S
FLEX

BLOOM'S
TREADMILL

LANGUAGE
CLASSIFICATION
CRUNCH

BRAIN
EXTENDER



Customize the Work-out!

- Bloom's Taxonomy Treadmill
- Marzano's Flex
- Brain-Extenders
- Language Classification Crunch



BLOOM'S TREADMILL



- K-NOWLEDGE
- C-OMPREHENSION
- A-PPLICATION
 - A-NALYSIS
 - S-YNTHESIS
- E-VALUATION

MARZANO'S FLEX:
IDENTIFYING SIMILARITIES
AND DIFFERENCES



“Researchers have found these mental operations to be basic to human thought.”

Indeed, they might be considered the “core of all learning.”

(Gentner&Markman1993,1994,1995).

Classroom Instruction That Works With English Language Learners (Hill& Flynn)

Five recommendations for identifying similarities and differences:



- 1. **Remember to use different methods when asking students to identify similarities and differences.**
- 2. **Model each method of identifying similarities and differences.** Provide visuals for ELLs while teaching them the steps of the task, use clear and concise speech with shorter sentences, and reduce the usage of idioms while speaking.



More recommendations...

- **3. Begin with a familiar topic when modeling.** Using culturally familiar topics is one method of adapting a lesson for ELLs.
- **4. Use graphic organizers to represent the similarities and differences.** Visual representations are always highly effective with ELLs.

Final recommendation

- 5. Guide ELLs through the process of identifying similarities and differences but lessen the support as you repeat activities.

BRAIN EXTENDERS



“Learning by the brain is about making connections within the brain and between the brain and the outside world.”

(Elman et al., 1997, p. 340).

LANGUAGE CLASSIFICATION CRUNCH: Performance Indicators



- Stage I-Preproduction (A1-A2)-point, draw, move, match, select, act...
- Stage II-Early Production (A2-B1)-list, categorize, touch, repeat, group...
- Stage III- Speech Emergence (B1-B2)-explain, role-play, summary, describe...
- Stage IV-Intermediate Fluency (B2-C1)-predict, debate, defend, justify...

WARM UP!
WAKE UP THE BRAIN...WITH A
“BEFORE STRATEGY”



PUMP IT UP!

Keep up the momentum!...with a “
“DURING STRATEGY”



COOL DOWN!

Provide time for unguided reflection...

“AFTER STRATEGY.”



When you STRATEGIZE...you
ENERGIZE!

